

Who are we?

Beere Property is located at shop 2/5 Potter Street, Waterloo. Our company has been operating in Green Square area since 2004 and provides a wide range of services, including:

- Real Estate Sales
- Property Management
- Building Management

- Coordination of Apartment Renovation
- Furniture Rental
- Cleaning and Handy Man

Zetland Property Sale Expert – Polly Ha Nguyen



Polly's client dedication and love of helping others is what motivates her most. She is highly committed to her clients; with no limit to the amount of time she will spend to achieve the best possible result. Polly is also bilingual (English and Vietnamese) and outgoing, yet she always maintains an air of professionalism.

Zetland Property Leasing Expert – Bim Rylander



Bim grew up in Sweden where she ran her own successful real estate agency for 14 years. Bim recently joined Beere Property and directed her passion to helping people get the most from their property investments. Bim's experience and commitment allow her to exceed our clients' expectations in property management and investment performance.

Sales Enquiry

Phone: 02 8397 7888

Mobile: 0421 981 138

polly@beereproperty.com.au

www.beereproperty.com.au

Property Management

Phone: 02 8397 7888

Mobile: 0423 804 959

bim@beereproperty.com.au

www.beereproperty.com.au

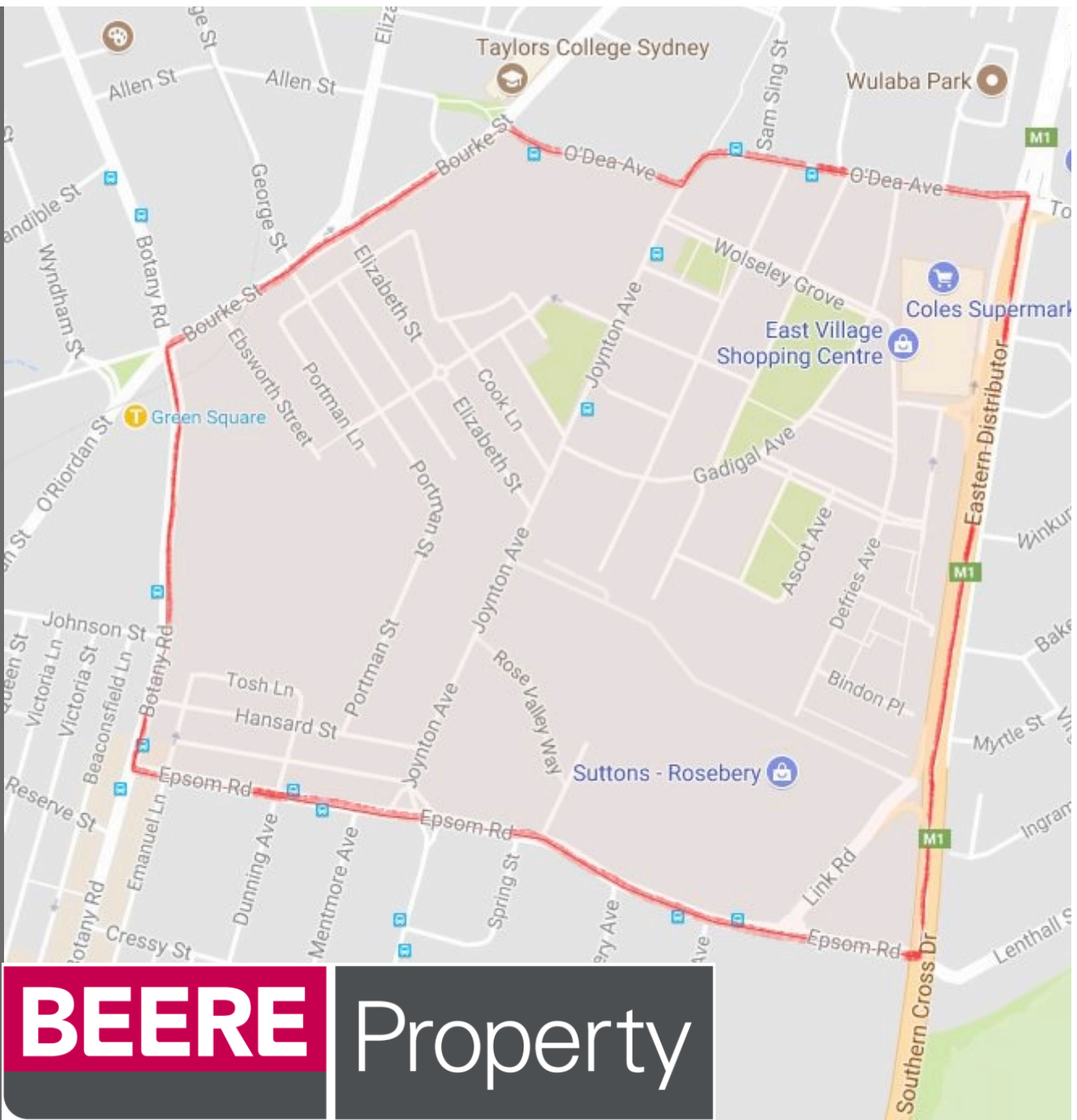
Building Management

Phone: 02 8397 7888

Mobile: 0418 644 952

jeff@beereproperty.com.au

www.beereproperty.com.au



BEERE Property

Zetland

Suburb Overview

exceeding
expectations



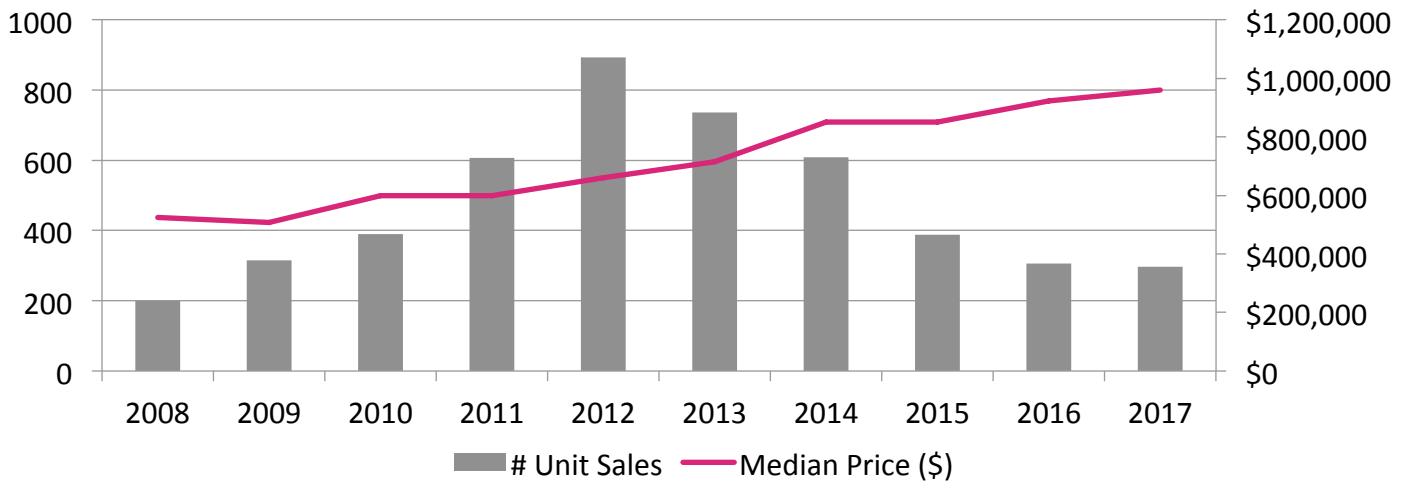
Prepared By Beere Property

April 2018

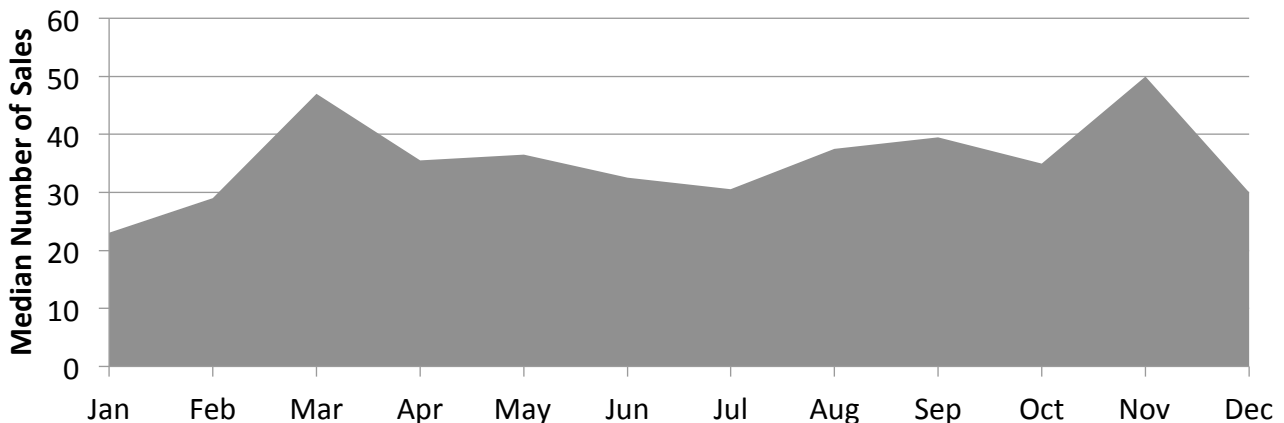
Sales Statistics (Units)

Year	# Sales	Median Price (\$)	Growth (%)	Low (\$)	High (\$)
2008	200	525,000	-	207,500	2,500,000
2009	315	507,500	(-3.3)	299,970	1,250,000
2010	390	599,000	18.0	340,000	1,200,000
2011	607	600,000	0.2	299,000	1,315,000
2012	892	660,000	10.0	350,000	1,300,000
2013	736	715,000	8.3	388,000	1,680,000
2014	608	850,500	19.0	342,500	1,450,000
2015	388	850,000	(-0.1)	430,000	1,800,000
2016	306	922,500	8.5	475,000	2,010,000
2017	296	960,000	4.1	525,000	2,135,000

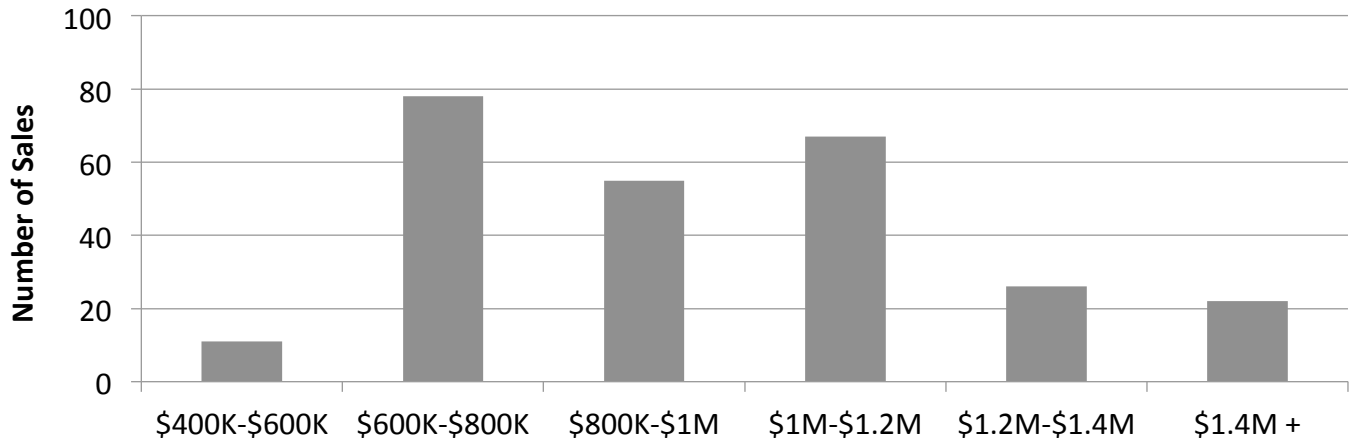
Number of Units Sold in Zetland



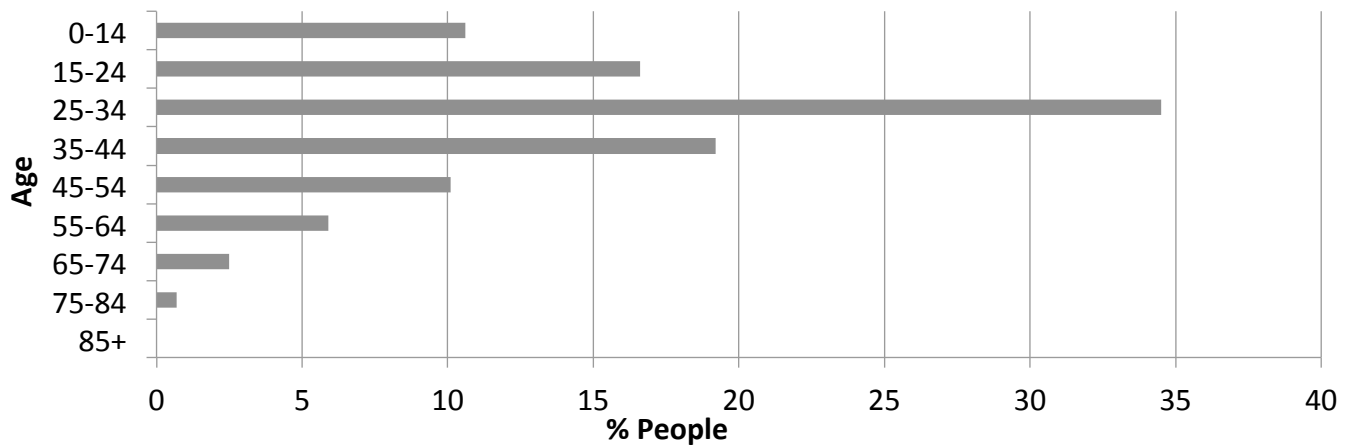
Peak Selling Periods for Units (past 5 years)



Sales by Price (Units) – last 12 months



Demographics – Age of Population



Household Occupancy

